

Direct-View LED OPEN/CLOSED Signs



MODEL 617LED-OC


- Extra bright wide-angle LED light source
- OPEN spelled with green LED lamps
- CLOSED spelled with red LED lamps
- Brushed stainless steel cabinet material
- Cabinet also available in painted dark bronze finish
- Long life expectancy of 100,000 hours
- Low energy consumption: less than 8 watts, 120 VAC input
- UL listed for wet locations



MODEL 617LED-ATM

From the long-time producer of the Sight-O-Matic neon backlighted OPEN/CLOSED sign comes a new LED powered OPEN/CLOSED sign with the same long life and clear visibility in bright sunlight, but with reduced size and energy consumption. We are proud to provide our customers the option of the latest in LED sign technology with this quality design. In the LED series, we offer the OPEN/CLOSED and ATM models with the words spelled with LED lamps. Other messages are available in a matching cabinet in our Model 617NEON sign with neon backlighting.

Direct-View LED Sign Specifications

Model	Message	<ul style="list-style-type: none"> • Letter height: 4.25' • 17"W x 6" H x 3" Deep • Brushed Stainless Steel Finish • Optional painted dark bronze finish • UL listed for wet locations • 120 VAC, 8 Watts 
617LED-OC	OPEN/CLOSED	
617LED-ATM	ATM (green)	

Warranty

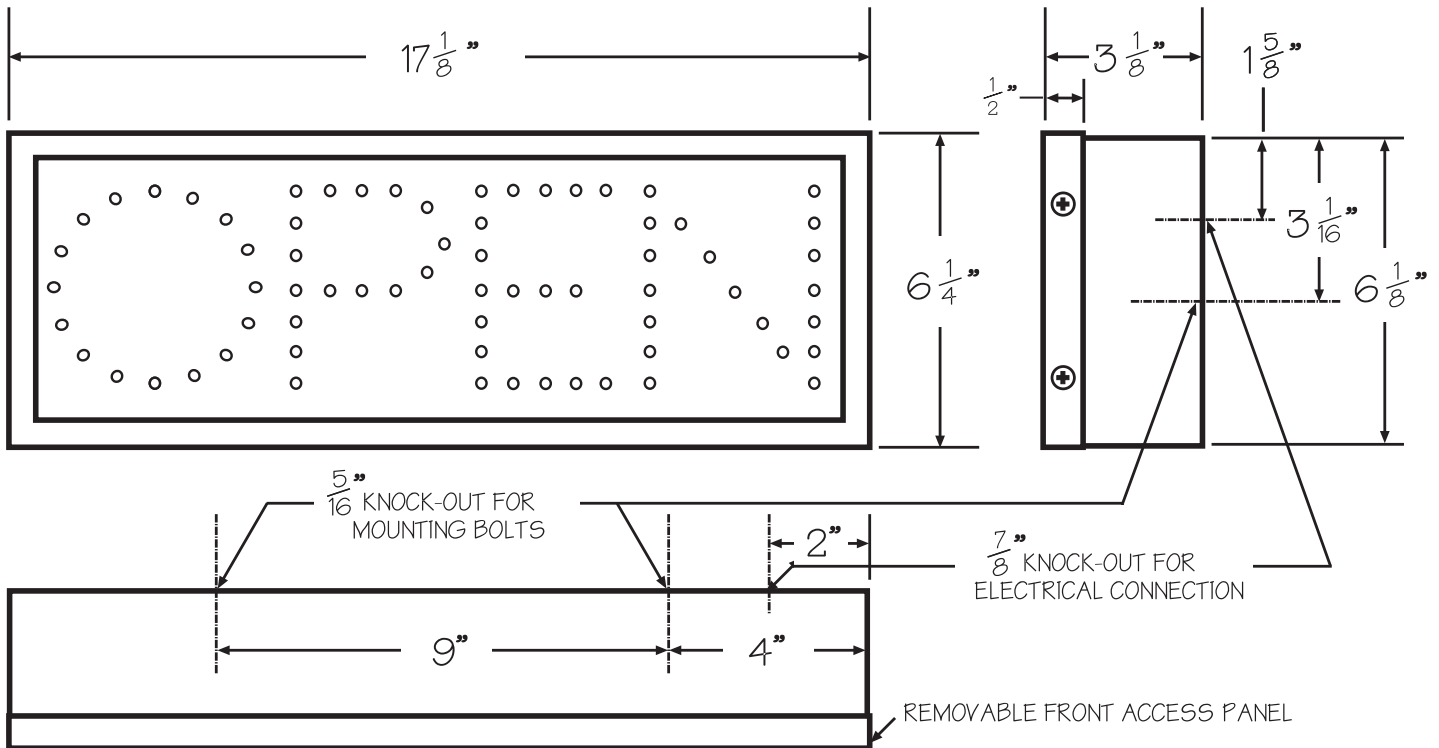
Our LED signs are guaranteed free from defects in workmanship and materials for a period of 5 years. Our obligation is limited to replacing the defective parts by providing, free of charge, a replacement LED circuit board assembly in exchange for the defective one.



Phone 865.966.1476 | 800.966.1476 | Fax 865.671.7838

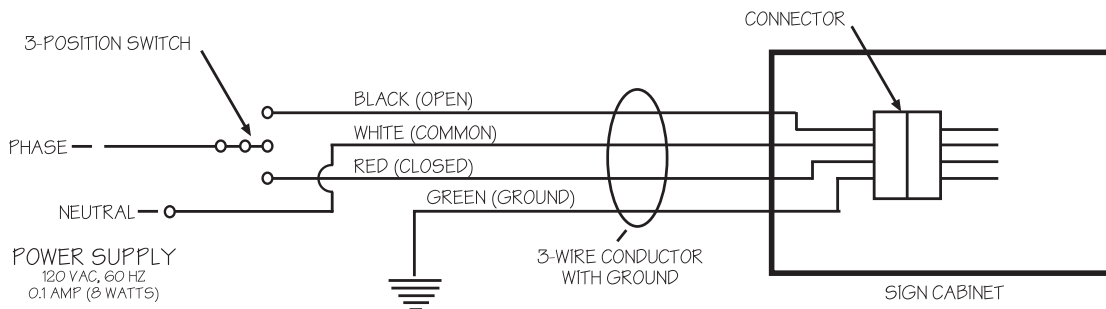
Model 617 LED OPEN/CLOSED & ATM Signs: Construction and Installation

The sturdy all stainless steel case comes with knock-out plugs in the back for ease of installing the rear of the case directly to the mounting surface. A knock-out hole is also provided for electrical wire feed-through into the sign case. The sign may be surface mounted or recessed. A bracket for ceiling mounting is available.



Model 617 LED OPEN/CLOSED & ATM Signs: Electrical Installation

Electrical service for Model 617LED-OC requires a 3-wire cable, plus a ground, for 120 VAC, 0.1 amp power. The Model 617LED-ATM requires a 2-wire cable, plus a ground, for 120 VAC, 0.1 amp power. Electrical hook-up can be made inside the sign cabinet. A disconnect plug is provided with the sign which disconnects the electrical service from the sign printed circuit board for convenience of installation and maintenance. A three position, center-off, toggle switch is provided for installation inside the building for controlling the OPEN-CLOSED-OFF LED lamp actuation. Stainless steel cover plates with red and green indicator lamps and OPEN-OFF-CLOSED switches for multi-gang installations are available.



This sign is intended to be installed in accordance with the requirements of Article 600 of the National Electrical Code and/or other applicable local codes. This includes proper grounding and bonding of the sign.

UL Approved for Wet Locations



Phone 865.966.1476 | 800.966.1476 | Fax 865.671.7838